






















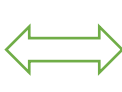
































# Chapter 14: Patterns


1. What comes next?

2.


						
						
						
						

3.



4.


5.



**6. Observe the following pattern and write the missing numbers.**

