





Chapter 9: Weight and capacity

Heaviest-Lightest

I. Circle the lighter items



II. Circle the object that is heavier



III. Order the items in each row from 1 to 3. Use the 1 for heaviest item and 3 for the lightest.





Measure Capacity

Number the objects 1-2-3 showing the capacity from the least to the most


a.

		
<input data-bbox="312 734 432 848" type="text"/>	<input data-bbox="775 734 895 848" type="text"/>	<input data-bbox="1184 734 1303 848" type="text"/>

b.

		
<input data-bbox="312 1093 432 1207" type="text"/>	<input data-bbox="644 1093 764 1207" type="text"/>	<input data-bbox="1018 1093 1137 1207" type="text"/>

c.

		
<input data-bbox="328 1697 448 1812" type="text"/>	<input data-bbox="711 1697 831 1812" type="text"/>	<input data-bbox="1062 1697 1182 1812" type="text"/>